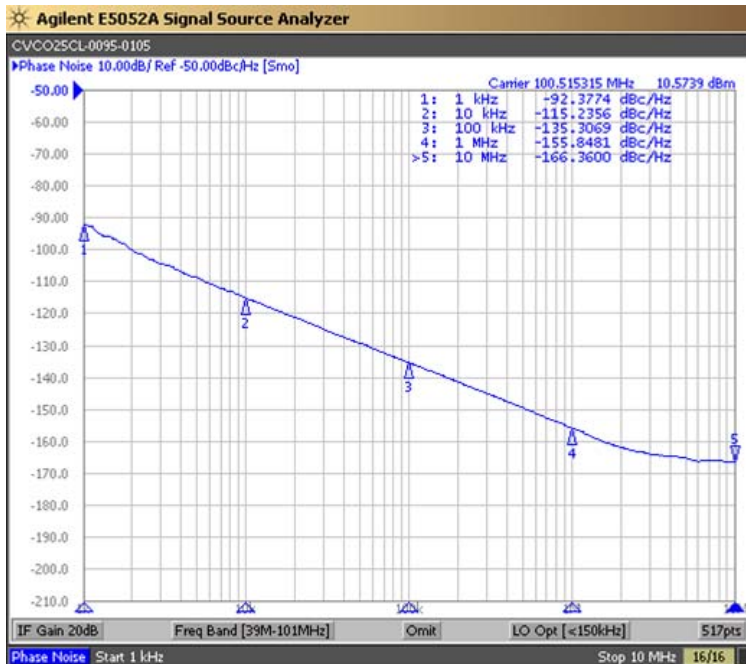


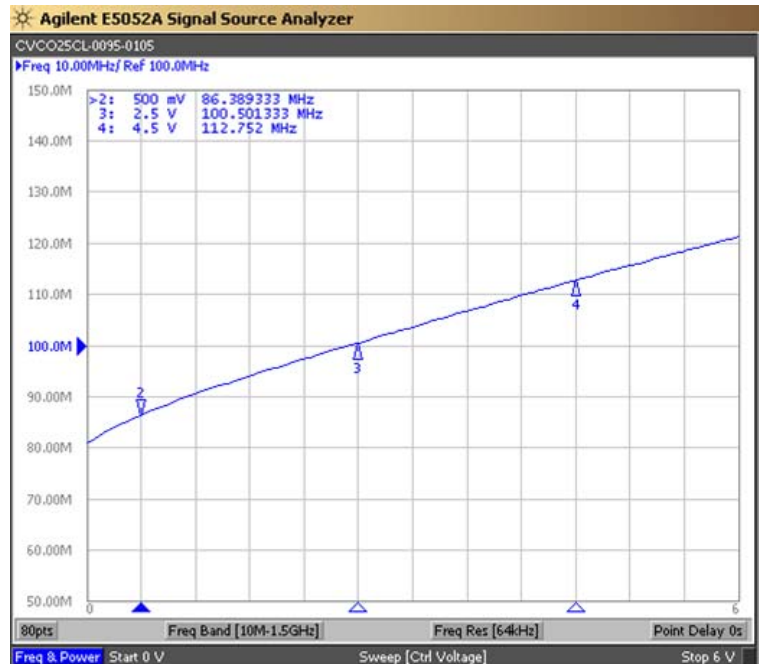


PERFORMANCE SPECIFICATION	MIN	TYP	MAX	UNITS
Lower Frequency:			95	MHz
Upper Frequency:	105			MHz
Tuning Voltage:	0.5		4.5	VDC
Supply Voltage:	4.75	5.0	5.25	VDC
Output Power:	+8.0	+10.0	+12.0	dBm
Supply Current:			15	mA
Harmonic Suppression (2 <sup>nd</sup> Harmonic):		-10		dBc
Pushing:		0.5		MHz/V
Pulling, all Phases:		1.0		MHz pk-pk
Tuning Sensitivity:		5		MHz/V
Phase Noise @ 10kHz offset:		-110		dBc/Hz
Phase Noise @ 100kHz offset:		-130		dBc/Hz
Load Impedance:		50		$\Omega$
Input Capacitance:			200	pF
Operating Temperature Range:	-25		+85	$^{\circ}\text{C}$
Storage Temperature Range:	-45		+90	$^{\circ}\text{C}$

Phase Noise (1 Hz BW, Typical)



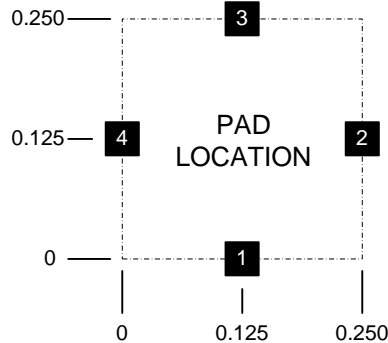
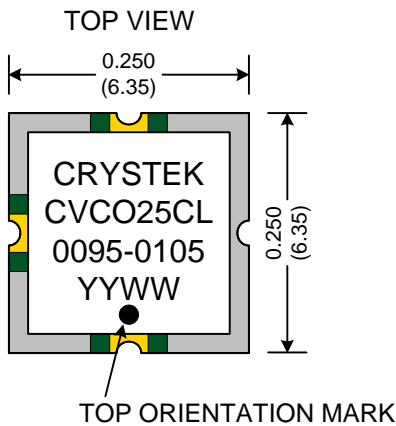
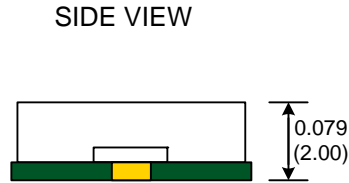
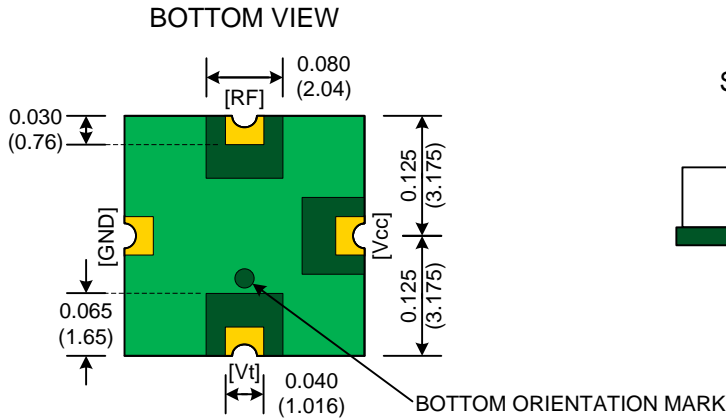
Tuning Curve (Typical)



**Product Control:**

Crystek Part Number:	CVCO25CL-0095-0105	Release Date:	11-Mar-2015
Revision Level:	H	Responsible:	C. Vales

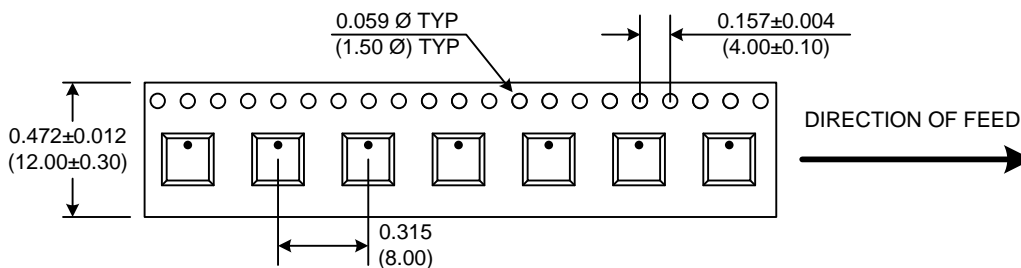




Pad	Connection
1	Vt
2	GROUND
3	RF-OUTPUT
4	Vcc

- Unless otherwise specified, Dimensions are in:  $\frac{IN}{(mm)}$
- Pad Location Dimensions are in: Inches

**TAPE AND REEL**



Drawing not to scale

**Product Control:**

Crystek Part Number:	CVCO25CL-0095-0105	Release Date:	11-Mar-2015
Revision Level:	H	Responsible:	C. Vales

Specification is subject to change without notice

Page 2 of 2